



Advancing foot and ankle  
medicine and surgery

Online  
CECH

SUMMER SERIES

# Final Program

WEEKEND 1: AUGUST 8–9, 2020 | WEEKEND 2: AUGUST 15–16, 2020



[WWW.APMA.ORG/SUMMERSERIES](http://WWW.APMA.ORG/SUMMERSERIES)

# Even in unpredictable times, PICA is with podiatrists every step of the way.



We recognize the sacrifices made: reduced patient hours, reduced income, and the challenges they bring you, your family, your staff, and your patients.

You should not face these challenges alone!

- Are you looking for answers to the new risks you are facing in light of COVID-19?
- Do you need a telemedicine consent form for your patients?

We have the answers to those questions and more on the resource page which is free and available to everyone.

[www.picagroup.com/COVID-19](http://www.picagroup.com/COVID-19)

800-251-5727 ext. 2750


---

# Contents

<b>President's Letter</b>	<b>1</b>
<b>General Information</b>	<b>2</b>
<b>Summer Series Highlights</b>	<b>4</b>
<b>Non-CECH Special Events</b>	<b>5</b>
<b>APMA Corporate Partner Program</b>	<b>7</b>
<b>Continuing Education Contact Hours</b>	<b>8</b>
<b>Educational Program Faculty</b>	<b>12</b>
<b>WEEKEND 1: August 8–9</b>	<b>13</b>
Educational Program Daily Schedules	13
Educational Program Objectives	17
<b>WEEKEND 2: August 15–16</b>	<b>18</b>
Educational Program Daily Schedules	18
Educational Program Objectives	21
<b>APMA 2020 Poster Abstracts Competition</b>	<b>22</b>

*All information is current as of July 30, 2020, unless noted otherwise.  
Images by Shutterstock.com except where noted.*

# APMA Online CECH Summer Series Grantors/Sponsors



## PLATINUM

Bako Diagnostics  
Organogenesis Inc.  
PICA

## GOLD

Horizon Therapeutics  
LifeNet Health  
NextGen Healthcare  
Ortho Dermatologics  
Siren Care

## SILVER

3M + KCI  
Vionic Group LLC



## Featured Vendors

APMA's alliances with industry help the association continue to advocate for the podiatric medical profession, and to educate the public on good foot and ankle health. Download the Featured Vendors Directory at [www.apma.org/vendors](http://www.apma.org/vendors) to learn more about these companies, their products and services, and shop from the comfort—and safety—of your own home or office.

---

# APMA Annual Meeting Committee

APMA gratefully recognizes the volunteer members of its Annual Meeting Committee (AMC) for their contributions to the planning of the Online CECH Summer Series.

## COMMITTEE MEMBERS

**Chair:** Robert Frimmel, DPM

Rachel H. Albright, DPM, MPH (Young Physician)

Leslie Campbell, DPM

Jeffrey DeSantis, DPM

Mark Dollard, DPM

Richard S. Eisner, DPM

**Advisor:** Patrick R. Burns, DPM

## AMC STAFF LIAISONS

Kathy L. Balderson

Kenna Barrett, PhD

James R. Christina, DPM

Catherine A. Davidge, CAE

Anne R. Martinez, CMP

Dyane E. Tower, DPM, MPH, MS

## CONTINUING EDUCATION PROGRAMS SUBCOMMITTEE

**Chair:** Robert Frimmel, DPM

Rachel H. Albright, DPM, MPH (Young Physician)

Chad L. Appel, JD

Kathy L. Balderson

Leslie Campbell, DPM

Scott L. Haag, JD, MSPH

Jeffrey D. Lehrman, DPM

Dyane E. Tower, DPM, MPH, MS

# BEYOND EXCISION—A BIOLOGIC APPROACH TO TREAT UNCONTROLLED GOUT WITH TOPHI

JOIN US FOR A PODIATRY-FOCUSED VIRTUAL LECTURE ON THE IMPLICATIONS OF BIOLOGIC TREATMENT ON UNCONTROLLED GOUT



Reprinted from *Rheum Dis Clin N Am*, 42, Omoumi P, et al. Imaging in gout and other crystal-related arthropathies, 621-644, © 2016, with permission from Elsevier.

## APMA Summer Series

August 15, 2020

1:00 – 2:00 PM Eastern Time

John Cozzarelli, DPM



The HORIZON logo is a trademark owned by or licensed to Horizon. All other trademarks are the property of their respective owners. © 2020 Horizon Therapeutics plc DA-UNBR-01923 07/20



Non-CECH  
Regional  
Lecture Series

---

# President's Letter

**DEAR COLLEAGUE,**

## **Welcome to the APMA Online CECH Summer Series!**

We are delighted to be able to extend our existing Online CECH series to offer podiatrists a significant number of high-quality continuing education contact hours via a virtual platform.

Over the course of this two-weekend event, you will enjoy sessions covering the full spectrum of podiatric medicine and surgery. **August 8 and 9** will include a surgical blitz, dermatology, limb preservation, diabetic foot, and opioid and pain management content. I hope you'll join me for an opening address on Saturday, and don't miss the oral abstracts. Plus, we'll offer our risk management program, and PICA policyholders who attend that program are eligible for up to a 15-percent premium discount for attending the risk management programming. Those attendees who have participated in other meetings or the home study and received a 10-percent discount can receive an additional 5-percent discount for attending the risk management programming at the APMA Online CECH Summer Series.

The next weekend, **August 15 and 16**, you'll enjoy coverage of MIPS and the APMA Summer Series Coding Seminar, another surgical blitz, and education on fixation techniques, trauma, and sports medicine/biomechanics.

I extend my sincere thanks to our outstanding grantors, sponsors, and featured vendors that have helped make this event possible for APMA and its attendees. We are fortunate to enjoy the support of these wonderful companies that play a vital role in our podiatry community.

Most importantly, I thank you for participating in our Online CECH in 2020. We hope you will find the Summer Series to be a truly outstanding event that delivers the high-quality education you expect from your association.

We will meet again. We look forward to welcoming you to Denver in 2021 for our Annual Scientific Meeting (The National). Until then, be well and safe.

Sincerely,



**Seth A. Rubenstein, DPM**  
President



# General Information

## SCHEDULE

### Weekend 1

Saturday, August 8 | 10 a.m.–7 p.m. EDT  
 Sunday, August 9 | 10 a.m.–4:30 p.m. EDT

### Weekend 2

Saturday, August 15 | 10 a.m.–6 p.m. EDT  
 Sunday, August 16 | 10 a.m.–3:30 p.m. EDT

**Note:** Non-CECH programming with a corporate supporter is scheduled from 3:30–4:30 p.m. on August 16.

*Disclaimer: The schedule and educational program are subject to change.*



## FEES

	BOTH WEEKENDS August 8–9 & August 15–16	WEEKEND 1 ONLY August 8–9	WEEKEND 2 ONLY August 15–16
APMA Member	\$399	\$249	\$249
APMA Life Member	\$199	\$149	\$149
DPM (Non-APMA Member)	\$799	\$549	\$549
Health-Care Professional	\$799	\$549	\$549
APMA Student/Resident/Fellow Member	Complimentary		
APMA Young Physician Member	\$299	\$199	\$199
APMA Residency Director Member	\$299	\$199	\$199
APMA Federal Services or Active Duty Military Member <i>This rate is available only to members of the Federal Services component society.</i>	\$299	\$199	\$199
Podiatric Medical Assistant	\$99	\$59	\$59



---

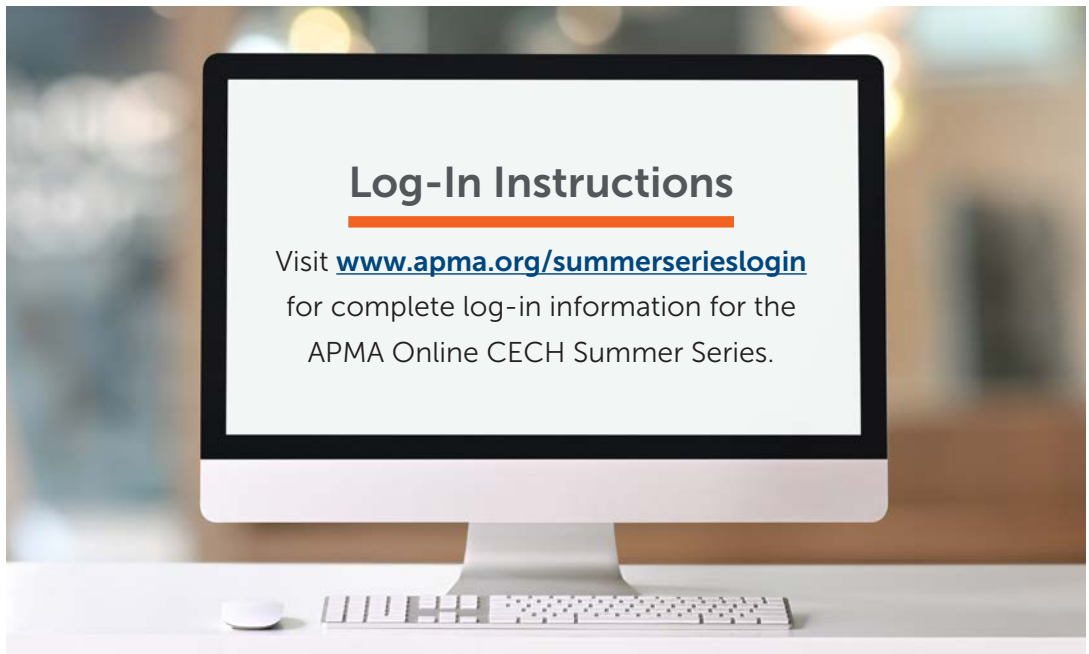
## GENERAL INFORMATION

### REFUND AND CANCELLATION POLICIES

No refunds are available after July 31, 2020. Refunds are not granted to no-shows.

### FORCE MAJEURE

APMA shall not be liable for any failure or delay in performing the APMA Online CECH Summer Series to the extent caused by an event beyond APMA's reasonable control that renders performance impossible, inadvisable or commercially impracticable, including, but not limited to, an act of God, war, terrorism, government action, disaster, fire, strike, civil disorder, curtailment of transportation facilities, disease or epidemic, failure of third party software or services, default of third-party vendors, or failure (or an interruption or defect) in communications or utility services.



# Summer Series Highlights



© David Sutton

## President's Address

**Saturday, August 8**

10:00–10:10 a.m.

APMA President Seth A. Rubenstein, DPM, will open the Summer Series with his reflections on the unprecedented circumstances of 2020—and how your association has responded. Don't miss this opportunity to hear from the president about his vision for the future and his deep pride in the podiatric medical profession. Dr. Rubenstein will also provide an overview of highlights of the Summer Series that you won't want to miss.



*Sponsored by a generous grant  
from Bako Diagnostics.*

## THE APMA SUMMER SERIES CODING SEMINAR

**Sunday, August 16**

11:30 a.m.–3:30 p.m.

The APMA Summer Series Coding Seminar features three of the hottest topics podiatrists need to be aware of right now.

The manner by which we select our office/outpatient Evaluation and Management codes is changing for the first time in 23 years, and this seminar will have you ready with real-life podiatric examples. The seminar will also address problems associated with separately identifiable Evaluation and Management services and how to solve them. Finally, attendees will leave with all of the information they need to comply with the Appropriate Use Criteria program, which will affect all of us. More time than ever before will be set aside for attendee question-and-answer sessions throughout the APMA Summer Series Coding Seminar.

## APMA 2020 POSTER ABSTRACTS COMPETITION

The oral and poster abstracts in the APMA 2020 Poster Abstracts Competition are listed in this publication. Poster abstracts presenting cutting-edge science will be available for viewing online from August 8–16. Abstracts selected for oral presentation will be presented on Sunday, August 9, from 1:30–3:00 p.m. as part of the educational program of the APMA Online CECH Summer Series. Be sure to vote in the Attendees' Choice competition, new this year!

---

# Non-CECH Special Events

Spend the lunch hour or a break with one of our corporate supporters and learn the latest from them during these non-CECH events. Attend one or more sessions to be entered into a grand prize drawing for a laptop, a one-year subscription to the APMA Coding Resource Center, complimentary registration for the APMA 2021 Annual Scientific Meeting (The National) in Denver, a smart watch, and more.

## Weekend 1

August 8–9

### SATURDAY | AUGUST 8

#### Non-CECH Lunchtime With Bako Diagnostics

1:00–2:00 p.m.

##### **Mycology Through Molecular Genetics: Onychodystrophy DNA Testing**

**SPEAKER:** William P. Scherer, DPM, MS

It may look like onychomycosis, but is it? It is vital to confirm mycotic infection to prevent patients from struggling with ineffective therapies. This webinar will discuss the latest DNA technology used for onychodystrophy testing and diagnostic protocols that you can implement immediately. Join Bako Diagnostics to learn how onychodystrophy DNA testing can help improve patient outcomes and be a game changer for your practice.



---

#### Non-CECH Quick Break With Vionic Group LLC

4:00–4:30 p.m.

##### **The 5 Rs to Running a Successful Footwear/Vionic Retail Business**

**SPEAKERS:** Diane Levin and Stephen F. Levin, DPM

Discover from firsthand experience the dynamics of a profitable in-practice footwear dispensing program. The 5 Rs that will be discussed and built upon are: Right Person, Right Presences, Right Location, Right Training and Culture, and Right Revenue. This quick break provides a not-to-be-missed networking and education session on the dos and don'ts in retail footwear.



---

### SUNDAY | AUGUST 9

#### Non-CECH Quick Break With NextGen Healthcare

1:00–1:30 p.m.

##### The Virtual Practice

**SPEAKER:** Justin Berg

As practices navigate the new normal, changes to regulations, social guidelines, and patient behaviors have forced us to change how we do business in private practice. Join NextGen Healthcare to discover what the new “virtual practice” looks like, and how coupling office visits with telehealth and other resources gives you the practice of tomorrow, today.



## Weekend 2

August 15–16

### SATURDAY | AUGUST 15

#### Non-CECH Lunchtime With Horizon Therapeutics

1:00–2:00 p.m.

##### Beyond Excision—A Biologic Approach to Treat Uncontrolled Gout with Tophi

**SPEAKER:** John Cozzarelli, DPM

Join Horizon for a podiatry-focused lecture on the implications of biologic treatment on uncontrolled gout.



---

### SUNDAY | AUGUST 16

#### Non-CECH Conversation with LifeNet Health

3:30–4:30 p.m.

##### A Bridge to Healing

**SPEAKER:** Jeffrey A. Ross, DPM, MD

Learn how DermACELL acellular dermal matrix provides a bridge to healing in diabetic foot ulcers, wound care, and post-amputation treatment.



# APMA Corporate Partner Program



APMA thanks our corporate partners, leaders, and associates for supporting the APMA Online CECH Summer Series, Regional Lecture programs, Young Physicians' Program, and so much more.

## PARTNERS



Pfizer



## LEADERS

3M + KCI  
American Board of Foot and Ankle Surgery  
American Board of Podiatric Medicine  
Janssen Pharmaceutical Companies  
LifeNet Health  
NextGen Healthcare  
Organogenesis Inc.  
Ortho Dermatologics  
The Podiatry Foundation  
Siren Care  
Vionic Group LLC

## ASSOCIATES

Brooks Sports Inc.  
DARCO International, Inc.  
Gebauer Company  
Maryland Vascular Specialists  
Ortho-Dynamics Custom Orthotics Laboratory  
ProLab Orthotics  
Straight Arrow Products, Inc.

---

# Continuing Education Contact Hours

## Podiatric Physicians

---

### WEEKEND 1 (AUGUST 8–9)

APMA is approved by the Council on Podiatric Medical Education (CPME) as a provider of continuing education in podiatric medicine. APMA has approved this activity for 13 continuing education contact hours (CECH)\*. Approval of the program has been requested from all state licensing boards.

---

### WEEKEND 2 (AUGUST 15–16)

APMA is approved by the Council on Podiatric Medical Education (CPME) as a provider of continuing education in podiatric medicine. APMA has approved this activity for 12 continuing education contact hours (CECH)\*. Approval of the program has been requested from all state licensing boards.

## Podiatric Medical Assistants

---

### WEEKEND 1 (AUGUST 8–9)

APMA is approved by the Commission on Accreditation of Podiatric Medical Assisting Certification (CAPMAC) as a sponsor of continuing education in podiatric medical assisting. Program participants may earn up to 13 CECH\*. Only 20 credits are required per year for certification renewal.

---

### WEEKEND 2 (AUGUST 15–16)

APMA is approved by the Commission on Accreditation of Podiatric Medical Assisting Certification (CAPMAC) as a sponsor of continuing education in podiatric medical assisting. Program participants may earn up to 12 CECH\*. Only 20 credits are required per year for certification renewal.

*\* You must attend the entire live event in GoToWebinar to earn your CECH.*

### All Attendees

*In accordance with the requirements of CPME and CAPMAC, APMA is required to monitor educational session attendance for verification of CECH.*

**Codes will be provided during the internet live activity to enter into the learning management system to confirm your participation.**

To ensure that APMA continues to provide you with a meaningful educational program and exceptional experience during this internet live activity, APMA requires that all attendees complete the educational session evaluations and the overall evaluation form in order to receive a CECH certificate. The session evaluations will be available at the end of each session, and the overall evaluation form will be available via the learning management system at the conclusion of the educational program. Once you have completed your evaluations, CECH certificates may be downloaded from the learning management system.

**Podiatric physicians** are responsible for reporting their attendance to all appropriate boards and agencies requiring continuing education. Credits may be registered with state boards by providing them with a copy of your CECH certificate.

**Podiatric medical assistants** are responsible for reporting their attendance to the recertification committee.



**NOTE:** To receive the maximum number of CECH available, registrants must attend the entire webinar, enter the codes that will appear randomly on the screen during the webinar into the learning management system, and complete an evaluation form for each weekend session.



### Code of Conduct

---

All participants in APMA meetings and events (inclusive of attendees, speakers, volunteers, exhibitors, staff, members of the media, vendors, service providers, and guests) shall abide by the following professional behavior expectations:

- Respect the diversity of all participants regardless of gender, gender identity and expression, age, sexual orientation, disability, physical appearance, race, ethnicity, religion (or lack thereof), or technology choices.
- Treat all participants with kindness and consideration, respecting the views and opinions of others (including those you may not share) and critiquing ideas rather than individuals.
- Refrain from demeaning, discriminatory, bullying, or harassing behavior and speech directed toward other participants. Physical or verbal abuse of any participant shall not be tolerated.
- Comply with all rules and policies of the meeting/event venue.
- Refrain from use of sexual or discriminatory images and/or inferences in presentations, public spaces, or in online media.
- Maintain appropriate decorum by not being disruptive during lectures, poster sessions, in the exhibit hall, receptions, or other events.

Any participant who is requested to stop unacceptable behavior is expected to comply immediately. As necessary, APMA staff or security may take immediate action deemed appropriate, including removal from the meeting or event without warning or refund. APMA reserves the right to prohibit attendance at any future meeting or event.

This code of conduct shall apply to all venues, including ancillary events and social gatherings and shall be included in materials provided to all participants.

Violations of this code of conduct by APMA members may be referred to the member's component for further adjudication under the APMA Code of Ethics.

**NONDISCRIMINATION POLICY  
FOR APMA CONTINUING  
EDUCATION PROGRAMS**

APMA does not and shall not discriminate on the basis of race, color, religion (creed), gender, gender identity and expression, age, national origin (ancestry), disability, marital status, sexual orientation, or military status in any of its activities or operations. APMA provides an opportunity for the learner with a disability who may require accommodations to participate fully to indicate such a status on the registration form for any continuing education activity. Requests for such accommodations are handled by the registration team, as required by the Americans with Disabilities Act of 1990.

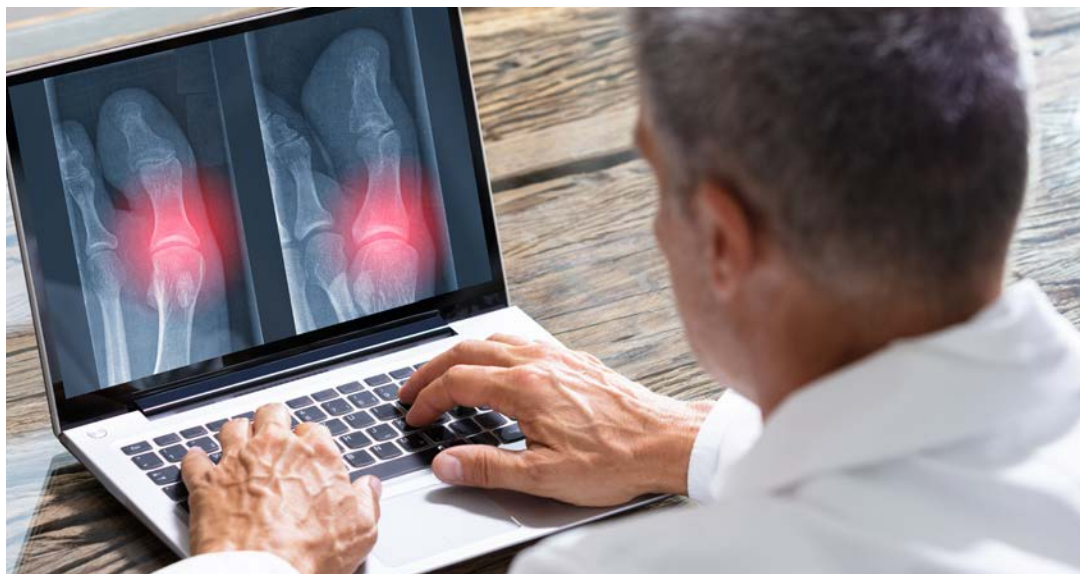
**APMA CONTINUING  
EDUCATION MISSION  
STATEMENT**

APMA advances and advocates for the profession of podiatric medicine and surgery for the benefit of its members and the public. To this end, APMA offers continuing education opportunities for podiatric physicians to meet their licensing requirements, to maintain and expand their knowledge, to provide optimum patient care, and to receive updates on advances in foot and ankle care. These educational opportunities may include face-to-face, web/computer-based, and audio/video recorded continuing education activities.



© Lisa Helfert Photography

# Educational Program Faculty



Hummira H. Abawi, DPM  
Rachel H. Albright, DPM, MPH ♦  
David G. Armstrong, DPM,  
MD, PhD  
Justin Berg ♦  
Richard R. Bruno, DPM ♦  
Patrick R. Burns, DPM  
Michelle L. Butterworth, DPM  
Nicholas A. Campitelli, DPM  
P. David Charles, MD  
Louis J. Ciliberti Jr., DPM, MS  
Michael S. Conte, MD  
Emily A. Cook, DPM, MPH, CPH  
Jeremy J. Cook, DPM, MPH,  
CPH  
Keith D. Cook, DPM  
John Cozzarelli, DPM ♦  
Dominic A. DeLaurentis Jr., JD  
David J. Freedman, DPM  
John M. Giurini, DPM  
Allen D. Hamdan, MD

David C. Hatch Jr., DPM ♦  
Kimberlee B. Hobizal, DPM,  
MHA  
Marc D. Jones, DPM ♦  
Alisha P. Joshi  
Karen A. Langone, DPM  
Mary T. LaSalvia, MD  
Jeffrey D. Lehrman, DPM  
Diane Levin ♦  
Stephen F. Levin, DPM ♦  
Andrew J. Meyr, DPM  
Kelsey J. Millonig, DPM, MPH ♦  
Joseph L. Mills, MD  
Ellianne M. Nasser, DPM  
Than Thao Thuy Nguyen  
Thomas S. Nordquist, DPM ♦  
Nicolas J. Pagano, DPM  
Gina M. Painter, DPM  
Marlene Reid, DPM  
Lee C. Rogers, DPM  
Jeffrey A. Ross, DPM, MD ♦

Calvin J. Rushing, DPM ♦  
Elizabeth A. Sanders, DPM ♦  
William P. Scherer, DPM, MS ♦  
Steven Shannon, DPM  
Laura Shin, DPM, PhD ♦  
David A. Sipala, DPM ♦  
Jay E. Spector, DPM  
Rebecca A. Sundling, DPM,  
MPH ♦  
Arthur Tarricone, DPM, MPH ♦  
Khanh Phuong Tong  
Dyane E. Tower, DPM, MPH, MS  
David V. Tran, DPM ♦  
Tracey C. Vlahovic, DPM  
George F. Wallace, DPM, MBA  
James H. Whelan, DPM ♦  
Jacob Wynes, DPM, MS

---

♦ *Young Physician*

♦ *Faculty for Non-CECH  
Program*

# Weekend 1

KEY ♦ Young Physician

## August 8–9

### Educational Program Daily Schedules

All times are Eastern Daylight Time.

#### SATURDAY / AUGUST 8

OVERALL MODERATOR: Dyane E. Tower, DPM, MPH, MS

10:00–10:10 a.m.

#### President's Address (Non-CECH)

*Sponsored by a generous grant from Bako Diagnostics.*

APMA President Seth A. Rubenstein, DPM

10:10–10:30 a.m.

#### Orientation to the Learning Management System Platform and Obtaining Your CECH (Non-CECH)

TBD

10:30–11:30 a.m.

#### Wounds That Kill

*APMA has designated an unrestricted educational grant from Bako Diagnostics to support this program.*

Tracey C. Vlahovic, DPM

11:30 a.m.–1:00 p.m.

#### Global Vascular Guidelines on Critical Limb-Threatening Ischemia

*APMA has designated unrestricted educational grants from 3M + KCI and Organogenesis Inc. to support this program.*

**CO-CHAIRS AND PANEL MODERATORS:** David G. Armstrong, DPM, MD, PhD, and Joseph L. Mills, MD

**PANELISTS:** Michael S. Conte, MD; Lee C. Rogers, DPM; and Laura Shin, DPM, PhD ♦

1:00–2:00 p.m.

#### Lunch Break

2:00–4:00 p.m.

#### Limb Preservation

*APMA has designated unrestricted educational grants from 3M + KCI and Organogenesis Inc. to support this program.*

**LEADERS/MODERATORS:** Emily A. Cook, DPM, MPH, CPH, and Jeremy J. Cook, DPM, MPH, CPH

2:00–2:20 p.m.

#### Diabetic Dilemmas and Disasters

Jeremy J. Cook, DPM, MPH, CPH

2:20–2:40 p.m.	<b>Surgical Intervention for Non-Healing Diabetic Foot Ulcers</b> Emily A. Cook, DPM, MPH, CPH
2:40–3:00 p.m.	<b>How to Know if There’s Flow to the Toes?</b> Allen D. Hamdan, MD
3:00–3:20 p.m.	<b>Timing of Surgical Interventions for the Diabetic Foot with Peripheral Arterial Disease: Who Goes First?</b> Andrew J. Meyr, DPM
3:20–3:40 p.m.	<b>Revascularization Options for Foot and Ankle Ischemia</b> Allen D. Hamdan, MD
3:40–4:00 p.m.	<b>Panel Discussion: Top Publications in Podiatric and Vascular Surgery</b> Drs. E. Cook, J. Cook, Hamdan, and Meyr
4:00–4:30 p.m.	<b>Break</b>
<b>4:30–6:00 p.m.</b>	<b>The Diabetic Foot and Osteomyelitis</b> <i>APMA has designated unrestricted educational grants from 3M + KCI and Organogenesis Inc. to support this program.</i> <b>LEADER/MODERATOR:</b> John M. Giurini, DPM
4:30–5:00 p.m.	<b>Accuracy/Consistency of Pathologic Diagnosis of Osteomyelitis</b> Andrew J. Meyr, DPM
5:00–5:30 p.m.	<b>Laboratory/Radiologic Diagnosis of Osteomyelitis</b> John M. Giurini, DPM
5:30–6:00 p.m.	<b>Treatment of Osteomyelitis in the Diabetic Foot: Are IV Antibiotics Always Necessary?</b> Mary T. LaSalvia, MD
<b>6:00–7:00 p.m.</b>	<b>Update on the Opioid Crisis and Podiatric Pain Management</b> Gina M. Painter, DPM

## SUNDAY / AUGUST 9

OVERALL MODERATOR: Dyane E. Tower, DPM, MPH, MS

10:00 a.m.–12:00 p.m.

**Risk Management Program—My Life is Over!  
The Anatomy of a Malpractice Case**

*APMA has designated an unrestricted educational grant from PICA to support this program.*

Dominic A. DeLaurentis Jr., JD, and Stephen Shannon, DPM

*PICA policyholders attending the APMA Online CECH Summer Series risk management program are eligible for up to a 15-percent premium discount for attending the risk management programming. Those attendees who have participated in other meetings or the home study and received a 10-percent discount can receive an additional 5-percent discount for attending the risk management programming at the APMA Online CECH Summer Series.*

12:00–1:00 p.m.

**New Technologies in Patient Monitoring**

David G. Armstrong, DPM, MD, PhD

1:00–1:30 p.m.

**Lunch Break**

1:30–3:00 p.m.

**Oral Abstracts**

1:30–1:45 p.m.

**De-Mystifying Research**

Rachel H. Albright, DPM, MPH ♦

**Oral Abstract Presentations**

1:45–1:55 p.m.

**Avoiding the Deep Plantar Arterial Arch in Transmetatarsal Amputations: A Cadaver Study**

James H. Whelan, DPM ♦

1:55–2:05 p.m.

**Relationship Between pH Shifts and Rate of Healing in Chronic Non-Healing Venous Stasis Lower Extremity Wounds**

Arthur Tarricone, DPM, MPH ♦

2:05–2:15 p.m.

**The Role of Home-Based Thermal Imaging Devices in Preventing Diabetic Foot Ulcers**

Than Thao Thuy Nguyen

2:15–2:25 p.m.

**Conservative versus Surgical Management of Fifth Metatarsal Diaphyseal Fractures: A Retrospective Review**

Marc D. Jones, DPM ♦

---

2:25–2:35 p.m.	<b>Association Between Hemoglobin A1c, Vitamin C, and Microbiome in Diabetic Foot Ulcers, Intact Diabetic Skin, and Intact Non-Diabetic Skin</b> Khanh Phuong Tong
2:35–2:45 p.m.	<b>Validation of the Foot and Ankle Outcome Score for Use in Infracalcaneal Heel Pain</b> Alisha P. Joshi
2:45–3:00 p.m.	<b>Questions and Answers</b>

---

<b>3:00–4:30 p.m.</b>	<b>Surgical Blitz</b>
3:00–3:10 p.m.	<b>Ankle Fractures: When to Repair the Syndesmosis</b> Nicholas A. Campitelli, DPM
3:10–3:20 p.m.	<b>Fixation Options for Hammertoe Repair</b> Michelle L. Butterworth, DPM
3:20–3:30 p.m.	<b>Transmetatarsal Amputation Closure</b> Kelsey J. Millonig, DPM, MPH ♦
3:30–3:40 p.m.	<b>A Simplistic Approach to Skin Plasties</b> David A. Sipala, DPM ♦
3:40–3:50 p.m.	<b>Postmarket, Prospective Evaluation of Human Placental Membrane Tissue Used as an Adjunct for Foot and Ankle Tendon Surgery in Patients with Chronic Tendinopathy</b> Thomas S. Nordquist, DPM ♦
3:50–4:00 p.m.	<b>Total Ankle Replacement: Pearls</b> David C. Hatch Jr., DPM ♦
4:00–4:10 p.m.	<b>Tendon Transfer Techniques</b> Elizabeth A. Sanders, DPM ♦
4:10–4:20 p.m.	<b>Plantar Plate Repair</b> Rebecca A. Sundling, DPM, MPH ♦
4:20–4:30 p.m.	<b>Questions and Answers</b>

---



## Educational Program Objectives

---

### AT THE CONCLUSION OF THIS PROGRAM, ATTENDEES WILL:

- discuss malignant transformation of lower extremity wounds, understand best management of inflammatory wounds, and discuss differential diagnoses and biopsy of leg wounds;
- know the risk factors for non-healing wounds, identify wound and vascular classifications, understand data to validate vascular and wound classification systems, and appreciate risk factors for ulcers and amputations in diabetes;
- discuss and describe dilemmas and disasters associated with limb preservation in the diabetic patient, describe surgical interventions and associated considerations for non-healing diabetic foot ulcers, recall how to tell the status of vascular flow to the digits, identify the ideal timing of vascular and podiatric surgery in the setting of peripheral arterial disease, and recognize the various revascularization options that can be considered by our vascular surgery colleagues;
- recall common laboratory and radiographic findings associated with osteomyelitis in diabetic foot patients, describe the accuracy and/or consistency of results from pathologic analysis of osteomyelitic bone and infected tissue, and discuss whether IV antibiotics are always necessary when treating osteomyelitis in the diabetic foot;
- become familiar with an evidence-based protocol for starting patients on opioid analgesics; recognize risk factors for misuse, abuse, and diversion and the importance of opioid-prescribing regulations; and better understand the impact of opioid addiction, the challenge of pain management, and the health-care policy issues related to pain, opioids, and addiction;
- describe the malpractice case a fellow podiatrist experienced, including taking the case to trial to defend his care; compare why some cases can be taken to trial versus settling them before or during mediation; understand different components of a professional liability case and how they may be handled; discuss the impact a lawsuit can have on the physician, the practice, partners, family, and staff; and learn strategies that will assist podiatrists if they are ever involved in a lawsuit;
- recognize new technologies in remote patient monitoring and how to improve patient outcomes with these technologies;
- gain updated knowledge about the latest research into a variety of foot and ankle conditions; and
- learn how to diagnose, evaluate, and repair syndesmosis ruptures; understand fixation options for hammertoe repair; understand incisional planning for the difficult transmetatarsal amputation including plastic techniques; discuss indications and contraindications for skin flaps in foot and ankle surgery and identify the variety of skin flaps available; understand the role of human placental membrane tissue in foot and ankle tendon surgery; investigate newly evaluated aspects of total ankle implants and their effect on long-term outcomes; describe scenarios where a tendon transfer could be considered and know the requirements for specific tendon transfers; and appreciate tips and pearls for plantar plate repair surgery.

# Weekend 2

August 15–16

KEY ♦ *Young Physician*

## Educational Program Daily Schedules

All times are Eastern Daylight Time.

### SATURDAY / AUGUST 15

OVERALL MODERATOR: Dyane E. Tower, DPM, MPH, MS

11:00–11:30 a.m.

#### Fixation Techniques

Patrick R. Burns, DPM, and Kimberlee B. Hobizal, DPM, MHA

11:30 a.m.–1:00 p.m.

#### Surgical Blitz

11:30–11:40 a.m.

#### Neuromas—Inject, Decompress, or Excise

Louis J. Ciliberti Jr., DPM, MS

11:40–11:50 p.m.

#### Indications for Foot and Ankle Surgery for Connective Tissue Disorders

Richard R. Bruno, DPM ♦

11:50 a.m.–12:00 p.m.

#### Risk Factors for the Early Failure of Fourth-Generation Total Ankle Arthroplasty Prostheses

Calvin J. Rushing, DPM ♦

12:00–12:10 p.m.

#### Medial Column Arthrodesis: Indications and Surgical Pearls

Ellianne M. Nasser, DPM

12:10–12:20 p.m.

#### Pediatric Congenital Toe Deformities

Hummira H. Abawi, DPM

12:20–12:30 p.m.

#### Partial Calcanectomy: An Underutilized Tool in Limb Salvage

David V. Tran, DPM ♦

12:30–12:40 p.m.

#### Surgical Pearls

Kimberlee B. Hobizal, DPM, MHA

12:40–12:50 p.m.

#### Latest Trends in First Metatarsophalangeal Joint Implant Arthroplasty

Jacob Wynes, DPM, MS

12:50–1:00 p.m.

#### Questions and Answers

1:00–2:00 p.m.

#### Lunch Break

---

**2:00–4:00 p.m.****Sports Medicine/Biomechanics****LEADER/MODERATOR:** Karen A. Langone, DPM

2:00–2:30 p.m.

**Successful Orthotic Prescription Writing**

Karen A. Langone, DPM

2:30–3:00 p.m.

**Advancing Healing in Pediatric Athletes**

Nicholas J. Pagano, DPM

3:00–3:30 p.m.

**Regenerative Treatments for Heel Pain**

Marlene Reid, DPM

3:30–4:00 p.m.

**Identifying Weaknesses Leading to Lower Extremity Injuries:  
The Role of Strengthening/Dynamic Stretching**

Jay E. Spector, DPM

---

**4:00–6:00 p.m.****Trauma****LEADER/MODERATOR:** Keith D. Cook, DPM

4:00–4:15 p.m.

**Metatarsal Fractures**

Elizabeth A. Sanders, DPM ♦

4:15–4:30 p.m.

**Open Fractures**

George F. Wallace, DPM, MBA

4:30–4:45 p.m.

**External Fixation in Foot and Ankle Trauma**

Louis J. Ciliberti Jr., DPM, MS

4:45–5:00 p.m.

**Foot and Ankle Trauma and the Diabetic Patient**

Keith D. Cook, DPM

5:00–5:15 p.m.

**Acute Talus Injuries**

Elizabeth A. Sanders, DPM ♦

5:15–5:30 p.m.

**Compartment Syndrome**

George F. Wallace, DPM, MBA

5:30–5:45 p.m.

**Common Ankle Fractures—Don't Forget the Syndesmosis**

Louis J. Ciliberti Jr., DPM, MS

5:45–6:00 p.m.

**Questions and Answers**

## SUNDAY / AUGUST 16

OVERALL MODERATOR: Scott L. Haag, JD, MSPH

<b>10:00–11:30 a.m.</b>	<b>MIPS Update</b> Jeffrey D. Lehrman, DPM, and Dyane E. Tower, DPM, MPH, MS
<b>11:30 a.m.–1:30 p.m.</b>	<b>The APMA Summer Series Coding Seminar</b>
11:30 a.m.–12:30 p.m.	<b>2021 Evaluation and Management Changes; Questions and Answers</b> David J. Freedman, DPM, and Jeffrey D. Lehrman, DPM
12:30–1:30 p.m.	<b>Ethics in Opioid Prescribing</b> P. David Charles, MD
1:30–2:00 p.m.	<b>Break</b>
<b>2:00–3:30 p.m.</b>	<b>The APMA Summer Series Coding Seminar</b>
2:00–2:45 p.m.	<b>Let's Solve the 25 Modifier Problem Together; Questions and Answers</b> David J. Freedman, DPM, and Jeffrey D. Lehrman, DPM
2:45–3:30 p.m.	<b>Appropriate Use Criteria is Here and How to Comply; Questions and Answers</b> David J. Freedman, DPM, and Jeffrey D. Lehrman, DPM

## Educational Program Objectives

---

### AT THE CONCLUSION OF THIS PROGRAM, ATTENDEES WILL:

- identify patient characteristics that might lead to use of locking versus non-locking plate technology, discuss pathology best suited for screw versus plate fixation techniques, and recognize patients who might benefit from ankle arthrodesis versus total ankle replacement; discuss different fixation methods for ankle arthrodesis; and recall indications, principles, proper application techniques, and potential complications of external fixation;
- know when to inject, decompress, or excise a neuroma and understand imaging techniques for proper decision making; discuss etiology and indications for foot and ankle surgery for connective tissue disorders and best surgical approaches; be able to define fourth-generation total ankle arthroplasty prostheses and understand the complications associated with failure; understand surgical indications for medial column arthrodesis, identify surgical fixation options for medial column arthrodesis, and understand complications of medial column arthrodesis including management; understand why partial calcaneotomy is an under-utilized tool in limb salvage, appreciate surgical pearls for partial calcaneotomy, and know how to manage complications; and appreciate the latest trends in first metatarsophalangeal joint implant arthroplasty, identify rationale for hemi versus total implant arthroplasty and review pearls for successful implantation, and draw upon experiences and literature of interpositional arthroplasty and principles to obtain optimal results in implant arthroplasty;
- learn how to write orthotic prescriptions that lead to better patient outcomes, learn new methods of taking impressions for orthotics and new techniques in orthotic fabrication, be able to apply dynamic principles for handling pediatric patients and their parents with a focus on conservative and surgical management including timing and procedure selection, understand the premise of regenerative medicine, explore previous treatments for plantar fasciosis, know how to use regenerative therapies for heel pain, demonstrate how a sports medicine approach can identify muscle and balance issues that can continue to plague an athlete even after present symptoms have resolved, and learn techniques to educate patients on recommended ways to stretch before activity and targeted strength training to help avoid repeat injuries;
- be able to optimize outcomes for the patient with foot and ankle trauma, know how to extrapolate conservative and surgical treatment options for various foot and ankle injuries, understand and prevent complications associated with foot and ankle trauma, and be able to utilize various fixation techniques when treating the foot and ankle trauma patient;
- know the reporting options for MIPS in 2020, potential penalties and bonuses associated with MIPS, the implications of a low MIPS score, the different reporting mechanisms for the MIPS Quality category, and how using the APMA MIPS App/Registry can improve patient care outcomes;
- appreciate the importance of proper ethical decision making in patient care; and
- increase awareness of current coding issues and solutions for better patient care.

---

# APMA 2020

## Poster Abstracts Competition

### ABSTRACT COMPETITION

APMA is pleased to announce the abstract competition for the APMA 2020 Online CECH Summer Series. All non-industry-sponsored oral and poster abstracts presented at the Summer Series are eligible for the APMA Abstract Competition. A panel of judges will select the top three abstracts in each of the categories below.

First-place winners will receive \$500, second-place winners will receive \$250, and third-place winners will receive \$100. The awards will be given to the primary author only.

Winners will be announced during the MIPS Update on Sunday, August 16, at 10:00 a.m.

The five award categories are as follows:

1. Outstanding Oral Abstract Presentation
2. Outstanding Large Case Study/Series Poster Abstract
3. Outstanding Resident Poster Abstract
4. Outstanding Single Case or Small Case Study/Series Poster Abstract
5. Outstanding Student Poster Abstract

The APMA Online CECH Summer Series also includes a new competition category, Attendees' Choice. This category includes all poster abstracts, including industry-sponsored posters. A prize will be awarded to the poster that receives the most votes from attendees.

### AWARD CRITERIA

The judges will consider the visual design and impact of the poster as well as the significance of the study, including its importance to the advancement of the practice of podiatric medicine. Other factors the judges will evaluate include: the study's content and clarity; specific number of cases or specimens studied; clinical or research data to support study conclusions; minimum follow-up of one year per patient for results describing reconstructive procedures; and new or modified techniques as they relate to diagnosis, surgery, complications, or other phases of podiatric medical and surgical problems.

### 2020 ORAL AND POSTER ABSTRACTS

Poster abstracts will be available for viewing online from August 8–16. Abstracts selected for oral presentation will be presented on Sunday, August 9, from 1:30–3:00 p.m. as part of the educational program of the APMA Online CECH Summer Series.

## Oral Abstracts

### **Avoiding the Deep Plantar Arterial Arch in Transmetatarsal Amputations: A Cadaver Study**

James H. Whelan, DPM†  
 Caroline Kiser, DPM  
 John Lazoritz, DPM

### **Relationship Between pH Shifts and Rate of Healing in Chronic Non-Healing Venous Stasis Lower Extremity Wounds**

Arthur Tarricone, DPM, MPH‡  
 Karla De La Mata  
 Samantha Landau, DPM  
 Ronald Soave, DPM

### **The Role of Home-Based Thermal Imaging Devices in Preventing Diabetic Foot Ulcers**

Than Thao Thuy Nguyen‡  
 Sherwin Shaju, DPM  
 Nhi Le  
 Mujtaba Qureshi  
 Nelson Negrón  
 Anthony Iorio, DPM

### **Conservative Versus Surgical Management of Fifth Metatarsal Diaphyseal Fractures: A Retrospective Review**

Marc D. Jones, DPM†  
 Kerry Sweet, DPM

### **Association Between Hemoglobin A1c, Vitamin C, and Microbiome in Diabetic Foot Ulcers, Intact Diabetic Skin, and Intact Non-Diabetic Skin**

Khanh Phuong Tong‡  
 Stefan Green, PhD  
 Jacquelyn Ortiz, CCRP, PMAC, CMA  
 Stephanie Wu, DPM

### **Validation of the Foot and Ankle Outcome Score for Use in Infracalcaneal Heel Pain**

Alisha P. Joshi‡  
 Christopher Collazo, DPM  
 Erin Klein, DPM, MS  
 Lowell Weil Jr., DPM, MBA  
 Adam E. Fleischer, DPM, MPH

## Poster Abstracts

### Large Case Study/Series

1. **A Literature Review Exploring the Use of Botulinum Toxin A Injection Therapy for Chronic Exertional Compartment Syndrome Treatment**  
 Ebony Love, DPM†  
 Michelle Garcia, DPM, MS  
 Ziad Labbad, DPM, MD, CPed
2. **A Prospective Longitudinal Analysis into the Development and Progression of Structural First Metatarsal-Phalangeal Joint Pathology: Pilot Data of an Initiated 50-Year Investigation**  
 Andrew J. Meyr, DPM†
3. **Association and Trends of Current Prevention Guidelines in Reducing Hospitalizations for People with Diabetes**  
 Rachel H. Albright, DPM, MPH†  
 Adam E. Fleischer, DPM, MPH
4. **Association Between Medial Artery Calcification on Outcomes of Infrageniculate Revascularization with Diabetic Foot Tissue Loss**  
 Lawrence Oresanya, MD†  
 Jennifer A. Skolni, DPM  
 Matthew Cunningham-Hill, MD  
 Andrew J. Meyr, DPM



5. **The Effect of a Hurricane on Limb Preservation in the US**  
Todd Hasenstein, DPM†  
Sara Mateen, DPM  
Andrew J. Meyr, DPM
6. **The Oral Systemic Myth**  
Elizabeth A. Sanders, DPM†  
Katrina M. Sanders, RDH
7. **Plain Radiograph Utilization for Diabetic Foot Ulcer Surveillance: A Survey Analysis with Respect to Practice Experience**  
Chia-Ding Shih, DPM, MPH, MA†  
Tiffany Tram Tran  
Andrew R. Bohm, PhD  
Dyane E. Tower, DPM, MPH, MS
8. **Towards an Objective Definition of First Ray "Hypermobility"**  
Andrew J. Meyr, DPM†  
Christopher Berkelbach  
Christopher Dreikorn  
Thomas Arena
9. **A 50-Year Bibliometric Inquiry of Charcot Neuroarthropathy**  
Matthew Dougherty, DPM‡  
Kwasi Y. Kwaadu, DPM  
Andrew J. Meyr, DPM
10. **A Novel ORIF Technique for Displaced and Angulated Metatarsal Neck Fractures Utilizing an IM Nail**  
Anthony Brutico, DPM‡
11. **A Novel Surgical Approach to the Correction of Rigid Hammertoe Deformity in a Patient with Diabetes and Dorsal Digital Ulcerations**  
Adi Pajazetovic, DPM‡  
Dylan Kaumaya, DPM  
Amanda Figliuzzi, DPM  
David C. Hatch Jr., DPM
12. **A Systematic Review of First Metatarsal-Phalangeal Joint Arthrodesis Union with Locking and Non-Locking Plate Technology**  
Spruha Magodia, DPM‡  
Matthew Dougherty, DPM  
Laura E. Sansosti, DPM  
Andrew J. Meyr, DPM
13. **Amputation Outcomes of Forefoot Osteomyelitis in a Hospital Setting with No MRI Availability**  
Huzefa Sakerwalla, DPM‡
14. **Analysis of Hardware Removal Rates Following 1st Metatarsal Phalangeal Joint Arthrodesis**  
William Wolfe, DPM‡  
Bryan Camp, DPM  
Patrick A. DeHeer, DPM
15. **Anterior Tarsal Tunnel Syndrome: A Rare Cause of Dorsal Foot Pain**  
Yilma Kebelo, DPM‡  
Meghan Susek, DPM
16. **Arterial Anomaly: An Anatomic Variant of the Peroneal Artery in the Leg**  
Parth Patel, DPM‡  
Adi Pajazetovic, DPM  
Amanda Figliuzzi, DPM  
Dylan Kaumaya, DPM  
Matthew Namanny, DO  
David C. Hatch Jr., DPM
17. **Attrition in Podiatric Residency Training**  
Spruha Magodia, DPM‡  
Andrew J. Meyr, DPM
18. **Biomechanics Integrated Visual Algorithm for Lower Extremity Wound Care**  
Shazad A. Buksh, DPM‡  
Kathleen Kelly, MD

## Resident

19. **Compression Staple Complications**  
Shazad A. Buksh, DPM‡  
William J. Sarchino, DPM
20. **Desyndactylization Utilizing Full Thickness Autogenous Grafts**  
Samantha A. Miner, DPM‡  
John Constantino, DPM  
Emily A. Cook, DPM, MPH, CPH
21. **Early Outcomes with the CADENCE Total Ankle Prosthesis**  
Calvin J. Rushing, DPM‡
22. **End-to-Side Nerve Transfer for Management of Chronic Anterior Leg Compartment Muscle Weakness**  
Lisa M. Harrison, DPM‡  
Yen N. Tran, DPM  
Shawn Christopher Ward, DPM
23. **External Fixation for Treatment of Unstable Ankle Fracture in an Elderly with Comorbidities: A Case Report**  
Andres L. Caneva, DPM‡  
Yen N. Tran, DPM
24. **Failed HAV Surgery Secondary to Metatarsus Adductus Leading to Degenerative Joint Disease and Lisfranc Positional Arthrodesis**  
Sangho Kim, DPM‡  
Rick J. Delmonte, DPM  
Lenny Nguyen, DPM
25. **Gas-Producing Infections in the Foot at a Large Academic Medical Center: A 10-Year Retrospective Review**  
John A. Martucci, DPM‡  
Kevin Riemer, DPM
26. **Great Toe Charcot Neuroarthropathy: A Case Report**  
Assal Nour, DPM‡  
Ellianne M. Nasser, DPM
27. **Hallux Flexion Deformity and Entrapment of Flexor Hallucis Longus Tendon after Open Reduction Internal Fixation of Ankle Fracture**  
Gina H. Nalbandian, DPM‡  
Dickran H. Nalbandian  
Molly Hulbert  
Sara Shirazi, DPM  
Alfred J. Phillips, DPM
28. **Incidence of First Metatarsophalangeal Joint Arthrodesis following First Metatarsophalangeal Joint Cheilectomy with Decompression Osteotomy in Treatment of Hallux Limitus/Rigidus as based on Functional, Radiographic, and Patient Satisfaction Outcomes: A Retrospective Study**  
Alina Kogan, DPM‡  
John Shields, DPM
29. **Intraoperative Evaluation of Soft Tissue Viability in Limb Salvage Using Indocyanine Green Angiography: A Case Series**  
Amanda Figliuzzi, DPM‡  
Adi Pajazetovic, DPM  
Dylan Kaumaya, DPM  
David C. Hatch Jr., DPM
30. **Knowledge and Perception of Vascular Medicine Among Podiatric Medical Students**  
Sara Mateen, DPM‡  
Todd Hasenstein, DPM  
Andrew J. Meyr, DPM
31. **Lapidus Bunionectomy With Immediate Weightbearing: A Case Series**  
Karina G. Tavakalyan, DPM‡  
Rachna Bangdiwala, DPM  
Lady DeJesus, DPM

32. **Masquelet Technique for Treatment of Segmental Bone Loss Following Bunion Correction Complicated by Osteomyelitis**  
Sara Shirazi, DPM‡  
Gina H. Nalbandian, DPM  
Alfred J. Phillips, DPM
33. **Modified Caprini Risk Assessment for Venous Thromboembolism Prophylaxis in Elective Foot and Ankle Surgery**  
Kelsey J. Millonig, DPM, MPH‡  
Lindsey Hjelm, DPM  
Rachel E. Egdorf, DPM  
Byron Hutchinson, DPM  
Craig Clifford, DPM, MHA
34. **Nailed It: A Single Center Retrospective Review of Simplified Post Nail-Procedure Protocols**  
Dylan Kaumaya, DPM‡  
Adi Pajazetovic, DPM  
Amanda Figliuzzi, DPM  
David C. Hatch Jr., DPM
35. **Open Irreducible Hallux Interphalangeal Joint Dislocation: A Case Report and Algorithm for Operative and Non-Operative Intervention**  
Cassandra Charles, DPM‡  
Kalin Fisher, MD  
Jacob Wynes, DPM, MS
36. **Podiatric Warning Signs of Potential External Iliac Artery Dissection**  
Alison J. Bell, DPM, MPH, MS‡
37. **Postoperative Narcotic Prescribing Practices following Foot and Ankle Surgery**  
Brandon M. Brooks, DPM‡  
Rachel H. Albright, DPM, MPH  
Adam E. Fleischer, DPM, MPH  
Robert G. Smith, DPM, MSc, RPh  
Bradley M. Brooks, DO  
Brady M. Brooks
38. **Quantification of the Pre-Achilles (Kagers) Fat Triangle**  
Shazad A. Buksh, DPM‡  
James Keenan, MD
39. **Rare Cavernous Hemangioma in an Unstable Ankle Syndesmosis with Neglected Fibular Fracture**  
Brandon A. Rogers, DPM‡  
Kelly J. Rogers, DPM  
Joseph Larsen, DPM  
Adam Cirlincione, DPM
40. **Revision of a Malaligned Ankle Arthrodesis Utilizing a Dorsiflexory Osteotomy**  
Carlyn M. Hinish, DPM‡  
Andrew Cohen, DPM
41. **Standard of Care of Suggested Opioid Management: Pain Outcomes After Surgical Correction for Bunion Deformities Utilizing the Lapidus Procedure**  
Morgan A. Baxter, DPM‡  
Martha D. Klingbeil, DPM  
Kimberlee B. Hobizal, DPM, MHA  
Tresa Wize, DPM
42. **Surgical Excision of Calcified Neoplasm in Pediatric Patient**  
Craig Scanland, DPM‡  
Elaine O'Donnell, DPM
43. **Survey of Symptomatic Bone Marrow Lesions Within the Foot and Ankle**  
Maxwell M. Hayden, DPM‡  
Nathan Mauren, DPM  
Michael Corcoran, DPM  
Brandon Gumbiner, DPM

44. **The Effect of Metatarsal Parabola Structure on Transmetatarsal Amputation Failure**  
Patrick Bik, DPM‡  
Katrin Heineman, DPM  
Laura E. Sansosti, DPM  
Andrew J. Meyr, DPM
45. **The Effects of Extracorporeal Shockwave Therapy on Lesser Metatarsophalangeal Joint Metatarsalgia and Capsulitis Pain**  
Elizabeth Ansert, DPM, MBA, MA‡  
Benjamin Saviet, DPM
46. **The Financial Implications of Podiatric Foot and Ankle Fellowship: Is Another Year Worth It?**  
Calvin J. Rushing, DPM‡
47. **The INFINITY Total Ankle Prosthesis: Outcomes at Short-Term Follow-Up**  
Calvin J. Rushing, DPM‡
48. **Treatment of Unstable Ankle Fractures in Non-Community Ambulators Utilizing Intramedullary Fixation: A Case Report**  
Nathan Mauren, DPM‡  
Maxwell Hayden, DPM  
Brandon Gumbiner, DPM
49. **Ultrasound Guided Percutaneous Plantar Fascia Release for Plantar Hallux Ulcer**  
Blake Hale, DPM‡  
David Millward, DPM
50. **Unique Case Report: Intermediate Follow-Up of a Single Patient with Bilateral Reconstruction Following Charcot Arthropathy and Avascular Necrosis of the Talus**  
Kanika Kochhar, DPM‡  
Saima Sardar, DPM  
Brandon Gumbiner, DPM
51. **Using Thermal Imaging Cameras to Track Treatment of Both Acute and Chronic Lower Extremity Wounds**  
Lauren Kerr, DPM‡  
Rachel E. Egdorf, DPM  
Benjamin Palmer, DPM
52. **Utility of Esterified Hyaluronic Acid in the Management of Achilles Dehiscence in a High Risk Patient Population**  
Shirley S. Chen, DPM‡  
Nicole K. Cates, DPM  
Jacob Wynes, DPM, MS
53. **When to Consider Primary Amputation Versus Limb Salvage in a Traumatic Open Ankle Fracture**  
Michael D. Paula, DPM‡  
Siavash Rostami, DPM  
Victoria Knauf, DPM  
Jaime A. Carbonell, DPM
- Single Case Study or Small Case/Series**
54. **A Case Series: TTC Arthrodesis with the Aid of a Hexapod Fixator for the Treatment of Limb Deformity Secondary to Subacute Neuropathic Ankle Trauma**  
Paul C. LaFata, DPM†  
Peter E. Smith, DPM
55. **Ankle Arthrodiastasis in the Treatment of Acute Ankle Fractures**  
Elizabeth A. Sanders, DPM†  
Jurgen H. Fernandez, DPM  
Mark J. Mendeszoon, DPM  
Vitaly Naritsyn, MD
56. **Chinese Foot Binding: A Case Analysis of Biomechanical and Radiographic Pathology and Implications**  
Christina Pratt, DPM†  
Jian Zeng  
Wei Dong

57. **Combined Peroneal Tendon Injury with Peroneus Longus Interposition: A Case Report**  
Christina Pratt, DPM†  
Deepali Darji, DPM  
Eric Beaujon  
Natalie Spicer  
Hamidat Momoh
58. **Creation of a Mock Operating Room Environment for Assessment of Orthopaedic Resident Surgical Skills: A Starting Point Toward the Development of Deliberate Practice**  
Stephen J. Merena, DPM†  
Andrew Kaplan, MD  
Lara Stone, DPM  
Mark Charlson, MD  
James Michelson, MD  
Elizabeth Ames, MD
59. **Decreasing Postoperative Complication Rates of Primarily Closed Diabetic Wounds in High Risk Diabetic Foot Infections with Implantation of Collagen Sponges Impregnated with Gentamicin: A Prospective Comparative Study**  
Alex McKanna, DPM†
60. **Hemi-Soleus Muscle Flap Transposition with Subsequent Hematoma Abscess Formation**  
Mark Razzante, DPM†  
Deana Lewis  
Sukhbir Sandhar  
Lauren Schnack, DPM
61. **Lower Extremity Crush Injuries From a Level 1 Trauma Center; Management and Outcomes of 4 Case Reports**  
Timothy C. Ford, DPM†  
Mark J. Capuzzi, DPM  
William O. McGlone, DPM  
Tonda Silva, DPM
62. **Overview of Diabetic Neuropathy and Review of the FDA-Approved Oral Therapies**  
Ebony Love, DPM†  
Michelle Garcia, DPM, MS  
Ziad Labbad, DPM, MD
63. **Pediatric Talar Dome Fracture Repaired via Arthroscopic Assisted Open Reduction with Internal Fixation after Failed Conservative Treatment**  
Mark Razzante, DPM†  
Yasmin Radzi
64. **Porous Titanium Wedges are an Acceptable Alternative in Flexible Flatfoot Correction**  
Louis J. Ciliberti Jr., DPM, MS†  
Christopher R. Fung, DPM, MS
65. **Radiographic Analysis of the Isolated Talonavicular Arthrodesis in the Treatment of Pediatric Pes Valgus Deformities**  
Rizción B. Dagani, DPM, MBA†  
Andrea D. Cass, DPM  
José M. Gonzalez, DPM
66. **Revision of a Chronic Achilles Wound Secondary to Suture Bridge Rejection with Acute on Chronic Infection using Negative Pressure Wound Therapy and Human Skin Allograft**  
Peter E. Smith, DPM†
67. **Utilization of a Cryopreserved Amniotic Membrane and the Wound Vac Weave Technique in an Acute Traumatic Injury**  
Rizción B. Dagani, DPM, MBA†  
Allen Raphael, DPM

**Student**

68. **A Step into the Talus: A Look at Talar Dimensions using Three-Dimensional Rendering**  
Anita Misra‡  
Meredith Sappington  
Luis Rodriguez Anaya, DPM  
Daniel Cawley
69. **Activity Tracking Monitors: Accuracy Comparison and Suitability for Diabetic Population**  
Lauren Michels, MS‡  
Ahanth Vedantham  
Raj Patel  
Nicholas Beci, MS  
Sai Yalla, PhD  
Stephanie Wu, DPM
70. **An Anatomical Description of the Lateral Column in the Context of Charcot Midfoot Collapse**  
Taylor M. Hale‡  
Collin Pehde, DPM  
John Bennett, DPM  
Rachel Dunn, PhD
71. **Application and Efficacy of a Modified Low-Dye Taping Technique in the Treatment of Podiatric Conditions**  
Alisha P. Joshi‡  
Zackary Clor  
Lauren Michels, MA  
Charles Kind  
Kayln Jones  
Neil Horsley, DPM, MS
72. **Assessment of the Contralateral Asymptomatic Foot in Unilateral Plantar Fasciitis as a Control Group: A Systematic Review and Meta-Analysis**  
Tiffany M. Tran‡  
Juniper Yue  
Jannani Krishnan  
Komal Saini  
Andrew Bohm, PhD  
Chia-Ding Shih, DPM, MPH, MA
73. **Clinical and Laboratory Measurement of the Plantar Intrinsic Foot Muscle Strength**  
Avery Mason‡  
Ashley Grant  
Robert Yoho, DPM, MS  
Vassilios Vardaxis, PhD  
David Stapleton
74. **Distal Lower Extremity Manifestations in Spina Bifida Patients of the Yucatan Peninsula: A 24-Year Retrospective Case Series**  
Alexandra Heidtmann Nobret‡  
Lahari Reddy Madulapally, MA  
Luis Rodriguez Anaya, DPM  
Daniel Cawley
75. **Effect of High Dose Steroids from LMA Complication in the Surgical Management of Diabetic Charcot**  
Brennan Reardon‡  
Christina Pratt, DPM  
Lauren Schnack, DPM  
Hannah Mayo  
Paris Payton, DPM
76. **Effects of Pentoxifylline on Healing Times in Diabetic Foot Ulcers**  
Zackary Clor‡  
Katie Landry, DC  
Derek Talbot, DC  
Adam E. Fleischer, DPM, MPH

77. **Evaluation of Offloading Footwear Options' Impact Upon User Stability**  
 Katherine Samuelson‡  
 Noah Rosenblatt, PhD  
 Stephanie Wu, DPM, MSc  
 Ryan Crews, MS, CCRP
78. **Foot Intrinsic Muscle Morphological Characteristics in Weight Bearing Using Ultrasound**  
 Ashley Spacek‡  
 Avery Mason  
 Robert Yoho, DPM, MS  
 David Stapleton  
 Panagiotis Chatzistergos Meng, PhD, MSc  
 Vassilios Vardaxis, PhD
79. **Identification of Biomarkers for Prediction of Wound Healing in Diabetic Foot Ulcers**  
 Nicole S. Delino‡  
 Keith D. Philibert, MS  
 Xiaomeng Shao  
 Charlie Yang, PhD  
 Jacque Ortiz, CCRP, PMAC  
 Stephanie Wu, DPM, MSc  
 Marc J. Glucksman, PhD
80. **Implementation of a Dedicated Treatment Algorithm to Prevent, Diagnose, and Treat Lower Extremity Hematomas will Improve Patient Outcomes**  
 Sarah E. Chmielewski‡  
 Windy Cole, DPM  
 Stacey B. Coe, CCRP
81. **Peroneocalcaneas Muscle and Other Anomalous Variants in the Lateral Compartment of the Lower Extremity: A Cadaveric Case Report**  
 Alexander M. Kramer‡  
 Ashley A. Schneider  
 Lindsey N. Bustos  
 Dy Chin, MS  
 Jarrod Shapiro, DPM  
 Mathew J. Wedel, PhD
82. **Pre-Procedural Risk Assessment for Patients Undergoing Podiatric Surgical Procedures Requiring Moderate-to-Deep Anesthesia**  
 Robin Tsai‡  
 Michael Koscielniak, MS  
 Karen O'Mara, DO, MA  
 Peter J. Kallio, DNP, CRNA, APNP  
 Stephanie Wu, DPM, MSc
83. **Pulmonary Embolism Following Superior Peroneal Retinaculum Repair**  
 Timothy P. Cheung, MS, CPT‡  
 Dusty Waltz  
 Khanh Phuong Tong  
 Chase Kiefer  
 Katherine Samuelson  
 David Warciak  
 Jordan Larson  
 Diana E. Rogers, DPM
84. **Radiographic Evaluation of 1st Metatarsophalangeal Joint Implants in a Veterans Affairs Facility: A Case Series**  
 Rabeea Abbas‡  
 Steven W. Shader  
 Nida K. Nawaz, DPM  
 Audrey Alvarez, DPM  
 Geoffrey R. Linn, DPM  
 Kerry Sweet, DPM

---

† Primary Author

‡ Primary Student or Resident Author

85. **Real Time Visual Feedback for Gait Retraining**  
Raj Piyush Patel‡  
Sai Yalla, PhD  
Lauren Michels, MS  
Stephanie Wu, DPM, MSc  
Nikita Grama  
Gabby Gutierrez
86. **Recurrence of a Plantar Epidermal Inclusion Cyst**  
Sriya Babu‡  
Samuel A. Mason  
Jacqueline S. Buchman, DPM
87. **Surgical Management of Charcot Neuroarthropathy Foot Deformity Prior to Long-Term Management of End-Stage Renal Disease**  
Khanh Phuong Tong‡  
Diana Ngo  
Shajira Mohammed  
Anooshay Naveed  
Marwa Maaita  
Ryan Rodela, DPM  
Martin Yorath, DPM  
Stephanie Wu, DPM, MSc
88. **The Effect of Foot Flexibility and Foot Arch Type on Pressure Distribution Around the Fifth Metatarsal and the Relationship to the Jones Fracture**  
Michaela Heys‡  
Jasmine Strozier  
Robert Yoho, DPM, MS  
Vassilios Vardaxis, PhD  
David Stapleton
89. **The Effect of Increasing Loads on Foot Angles and the Clinical Implications for Lateral Forefoot Fractures**  
Jasmine J. Strozier‡  
Robert Yoho, DPM, MS  
Vassilios Vardaxis, PhD  
David Stapleton
90. **The Effects of Arm Mass Manipulation on Reactive Balance in Healthy Young Adults**  
Sara Gulczynski‡  
Noah J. Rosenblatt, PhD  
Andrew Syndergaard, MS  
Stephanie Wu, DPM, MSc
91. **The Psychological Effects of Lower Extremity Amputations on Patients with Diabetes**  
Lindsay M. Short‡  
Mujtaba Qureshi  
Michael Chang  
Anthony Iorio, DPM
92. **Toe Fillet Flap Wound Closure in a Guillotine Amputation of the 4th Toe in a Complex Diabetic Foot with Vascular Complications**  
Karishma Patel‡  
David Warciak  
Trevor Page  
Raj Patel  
Zackary Clor  
Firas Katmeh  
David Dummer  
Stephanie Wu, DPM, MSc
93. **Toenail Dust as an Occupational Hazard in Podiatry: A Systematic Review**  
Komal Saini‡  
Melody Khosravi  
Jannani Krishnan  
Tiffany Tran  
Dyane E. Tower, DPM, MPH, MS  
Chia-Ding Shih, DPM, MPH, MA



**Industry-Sponsored Abstracts**

94. **10 kHz Spinal Cord Stimulation for Treatment of Painful Diabetic Neuropathy: A Multicenter Randomized Controlled Trial**  
Erika Petersen, MD†  
Thomas Stauss, MD  
James Scowcroft, MD  
Judith White, MD  
Shawn Sills, MD  
Kasra Amirdelfan, MD  
Maged Guirguis, MD  
Jijun Xu, MD, PhD  
Cong Yu, MD  
Ali Nairizi, MD  
Denis Patterson, DO  
Vincent Galan, MD  
Richard Bundschu, MD  
Neel Mehta, MD  
Dawood Sayed, MD  
Shrivanand Lad, MD, PhD  
David DiBenedetto, MD  
Khalid Sethi, MD  
Paul Wu, MD  
Charles Argoff, MD  
Christian Nasr, MD  
Rod Taylor, PhD, MSc  
Elizabeth Brooks, PhD  
Jeyakumar Subbaroyan, PhD  
Bradford Gliner, MS  
David Caraway, MD, PhD  
Nagy Mekhail, MD, PhD
95. **A Retrospective Clinical Evaluation of the Use of Placental Tissue Matrix in Patients with Chronic Plantar Fasciitis**  
Jeffrey Loveland, DPM†
96. **A Sensitive and Specific qPCR Assay to Detect and Differentiate Infectious Agents Causing Web Space Disorders**  
Kiran Madanahally, PhD†
97. **An Esterified Hyaluronic Acid Matrix Provides for Wound Healing in Infected Lower Extremity Wounds with Exposed Bone and Tendon**  
William Wolfe, DPM†
98. **Effectiveness of Daily Home Electrical Stimulation as an Adjunctive Therapy to Accelerate Wound Healing in People with Diabetic Foot Ulcer—A Double-Blinded Randomized Controlled Trial**  
Brian Lepow, DPM†  
Alejandro Zulbaran, MD  
Naima Rodriguez, MA  
Hector Elizondo, MD  
Akashdeep Singh, DPM  
Jeffrey Ross, DPM, MD  
Bijan Najafi, PhD, MSc
99. **Excellagen-Bovine Type I Collagen Used for Healing Chronic Wounds**  
Matthew G. Garoufalis, DPM†  
Katerina Gigoropoulos, DPM
100. **Healing Chronic Diabetic Foot Ulcers with Cyclical Pressurized Topical Wound Oxygen Therapy: Results of the Two Multi-National, Multi-Center, Randomized, Double Blinded, Placebo Controlled Trial**  
Matthew G. Garoufalis, DPM†  
Robert G. Frykberg, DPM
101. **HTX-011, a Fixed Combination of Bupivacaine and Meloxicam, Does Not Impair Bone Healing or Contribute to Nonsteroidal Anti-Inflammatory Drug-Related Toxicity**  
Joseph Gimbel, MD†  
Richard Pollak, DPM, MS  
Chris Storgard, MD  
Michelle Ouellette, RN, MSN, FNP  
Christopher Bromley, DPM  
Susan Y. Smith, MSc  
Clynn Wilker, DVM, PhD

**102. Patients Receiving Hyperbaric Oxygen Treatment Have a Lower Complication Rate if Supervised by a Podiatrist**

Lee C. Rogers, DPM†

Andrew Crisologo, DPM

Lawrence A. Lavery, DPM, MPH

**103. Safety, Pharmacokinetics, and Efficacy of Efinaconazole 10% Topical Solution for the Treatment of Onychomycosis in Pediatric Patients**

Tracey C. Vlahovic, DPM†

Lawrence F. Eichenfield, MD

Boni Elewski, MD

Jeffrey L. Sugarman, MD, PhD

Ted Rosen, MD

Aditya Gupta, MD, PhD

Radhakrishnan Pillai, PhD

Tina Lin, PharmD

**104. The Use of Amniotic Wound Matrix in Treating Chronic Non-Healing Foot and Ankle Wounds**

Jeffrey Loveland, DPM†

# Team APMA 5K Run/Walk



**apma** > | Team APMA

## 10-Year Anniversary

Thank you to all the Team APMA members who participated in this year's virtual event in support of the APMA Educational Foundation Student Scholarship Fund. Check out [www.apma.org/teamapma](http://www.apma.org/teamapma) for results.

If you were unable to participate in the event but would like to support the future of podiatric medicine, visit [www.apma.org/donate](http://www.apma.org/donate).



TITLE SPONSOR




GOLD



SILVER



BRONZE



Photos: © Lisa Helfert Photography

# MacerRx<sup>®</sup> Web Gel



## Fast-drying antimicrobial gel for macerated, infected web spaces

MacerRx<sup>®</sup> Web Gel contains miconazole nitrate 2% in a proprietary astringent vehicle.



Available in a 2 oz tube.

### MacerRx<sup>®</sup> Web Gel effectively manages these common web space infections:

- ✓ *Candida albicans* (intertrigo)
- ✓ *Corynebacterium* (erythrasma)
- ✓ Dermatophytes (tinea)

**MacerRx<sup>®</sup> Web Gel is dispensed only by physicians.**

Safe, effective, and economical.

Have MacerRx<sup>®</sup> available at your office to increase patient compliance.

Order Online: [bakodx.com/apma](http://bakodx.com/apma)

Call: 855-422-5628

# DermaCell AWM<sup>®</sup> **PROVEN TO PERFORM**



Learn more about how a **single application graft**<sup>1</sup> can transform the treatment of diabetic foot ulcers, general wound care and post-amputation treatment.

## **A BRIDGE TO HEALING**

Sunday, August 16 ■ 3:30-4:30pm EST



**Jeffrey A. Ross, DPM, MD**

Associate Professor of Surgery  
Baylor College of Medicine



**LifeNet Health<sup>®</sup>**

Saving Lives. Restoring Health. Giving Hope.

1. Average 1.2 applications. Cazzell, S., Vayser, D., Pham H., et al. A randomized clinical trial of a human acellular dermal matrix demonstrated superior healing rates for chronic diabetic foot ulcers over conventional care and an active acellular dermal matrix comparator. *Wound Repair and Regeneration*. 2017. 25(3):483-497.





FOR USE IN AGES 6 YEARS AND UP<sup>1</sup>

# SERIOUS INFECTIONS NEED SERIOUS CONVERSATIONS

Talk to your patients about onychomycosis. Treat the infection with JUBLIA.!

## INDICATION

JUBLIA® (efinaconazole) topical solution, 10%, is indicated for the topical treatment of onychomycosis (tinea unguium) of the toenail(s) due to *Trichophyton rubrum* and *Trichophyton mentagrophytes*.

## IMPORTANT SAFETY INFORMATION

- JUBLIA is for topical use only and is not for oral, ophthalmic, or intravaginal use.
- Patients should be instructed to contact their health care professional if a reaction suggesting sensitivity or severe irritation occurs.
- The most common adverse reactions (incidence  $\geq 1\%$ ) were (vs vehicle): ingrown toenail (2.3% vs 0.7%), application-site dermatitis (2.2% vs 0.2%), application-site vesicles (1.6% vs 0%), and application-site pain (1.1% vs 0.2%).
- JUBLIA should be used during pregnancy only if the potential benefit justifies the potential risk to the fetus, and should be used with caution in nursing women. The safety and effectiveness in pediatric patients below 6 years of age have not been established.

To report SUSPECTED ADVERSE REACTIONS, contact Ortho Dermatologics at 1-800-321-4576 or the FDA at 1-800-FDA-1088 or visit [www.fda.gov/medwatch](http://www.fda.gov/medwatch).

Please see Brief Summary of full Prescribing Information on the adjacent page.

References: 1. JUBLIA [prescribing information]. Bridgewater, NJ: Bausch Health US, LLC.

Ortho | Dermatologics

JUBLIA is a trademark of Ortho Dermatologics' affiliated entities. © 2020 Ortho Dermatologics' affiliated entities. JUB.0075.USA.20

Find out more by visiting  
[www.JubliaRx.com](http://www.JubliaRx.com)

# In a World of Change... Keep Your Feet Grounded

NextGen<sup>®</sup> Office can help you:

- Optimize workflows with EHR-embedded virtual visits
- Maximize reimbursements with revenue cycle management services
- Collect patient payments through an online patient portal
- Reduce no-shows with automated appointment reminders

## TAKE THE NEXT STEP

Contact us at **877-523-2120** or email [ngosalesteam@nextgen.com](mailto:ngosalesteam@nextgen.com)



Clinical Care | Financial Management | Patient Engagement

© 2020 NXGN Management, LLC. All Rights Reserved.

The registered trademarks listed at [www.nextgen.com/legal-notice](http://www.nextgen.com/legal-notice) are the registered trademarks of QSI Management, LLC. All other names and marks are the property of their respective owners. Our issued and published patents can be found at [www.nextgen.com/legal-notice](http://www.nextgen.com/legal-notice).



## Transforming outcomes through patient-centered science.

- Leveraging benefits across the care continuum with our products and solutions
- Improving patient outcomes through:
  - Advanced wound care
  - Surgical incision management
  - Central sterilization
  - Vascular access and securement
- Research & Development: Harnessing the power of 3M

To find out how you can leverage our portfolio across the care continuum, visit [3M.com/KCI](http://3M.com/KCI).

2020 3M. All rights reserved. 3M and the other marks shown are marks and/or registered marks. Unauthorized use prohibited.



Coding  
Resource  
Center

10th ANNIVERSARY

The go-to resource for foot and ankle coding for more than a decade



The CRC is a fully integrated subscription online coding and reimbursement resource for foot, ankle, and leg-relevant CPT, ICD-10-CM (Volume 1 and 2), HCPCS Level II codes, CCI edits, MIPS information, and state-specific Medicare LCDs and fee schedules.

Check us out in the Sponsor Lobby to learn more about this fully online coding tool, and then activate or renew your subscription at a special Summer Series rate.

[WWW.APMACODINGRC.ORG](http://WWW.APMACODINGRC.ORG)



# VIONIC®

## The Most Supportive Shoes ... Ever.

Our Vio-Motion™ Support includes Three-Zone Comfort with Ultimate Arch Support for a difference you can feel.



STABILITY | ARCH SUPPORT | CUSHIONING



DELIVERING  
Natural Alignment

Arch-hugging comfort is designed into every shoe we make to help support your body's natural alignment from the ground up.

To learn about our in-clinic retailing program, contact us at [medicalsales@vionigroup.com](mailto:medicalsales@vionigroup.com)!



**We Exist to PROTECT Podiatrists so you  
can protect and serve your patients.  
Contact us for a free no-obligation quote  
on your medical professional liability  
insurance.  
800-251-5727 ext. 2750  
picagroup.com**



# Wound Care **Innovations.** Empowering **Solutions.**

**Affinity**<sup>®</sup>

Fresh Amniotic Membrane

**Apligraf**<sup>®</sup>

Living Cellular Skin Substitute

**Dermagraft**<sup>®</sup>


Human Fibroblast-derived Dermal Substitute

**NuShield**<sup>®</sup>

Sterilized, Dehydrated Placental Allograft

**PuraPly**<sup>®</sup>AM

Antimicrobial Wound Matrix



LEARN MORE AT [www.organogenesis.com](http://www.organogenesis.com)

**Organogenesis**  
Empowering Healing

# SIREN SOCKS™



## Temperature Monitoring for Better Foot Care

Siren's Socks and Foot Monitoring System™ continuously track foot temperature, empowering our customers to change patient's lives through innovation, education, and proactive care.




**Now covered by Medicare**

Learn more at [www.siren.care](http://www.siren.care)





# PICA

 A ProAssurance Company

The American Podiatric Medical Association is pleased to thank and recognize **PICA** for its commitment to the association and podiatric medicine.

## **APMA CORPORATE PARTNER**

1995–Present

## **DIAMOND LEVEL**

APMA Annual Scientific Meeting Sponsor  
1994–Present

## **APMA EXECUTIVE DIRECTOR'S AWARD**

2006

## **FOUNDING SPONSOR**

APMA Young Physicians' Program  
1997–Present

## **FOUNDING SPONSOR**

APMA Residency Education Resource Center (REdRC)  
2012–Present

## **VISIONARY LEVEL**

APMA Educational Foundation Scholarship Benefactor  
1997–Present

Special appreciation is extended to PICA and ProAssurance for their joint donation to the APMA Educational Foundation to benefit the Podiatric Medical Student Scholarship program.

**apma** 

**NEW!**



# Skin Infection DNA Testing



**The most accurate diagnostic method, combined with ease of use and rapid results.**

- ✓ Rapid test results to drive faster patient care
- ✓ Definitive diagnosis for effective therapy decisions
- ✓ Highest sensitivity and specificity test available
- ✓ Simple skin scraping collection technique

## The BakoDx Web Space Infection Panel tests for:

- Pan-Dermatophytes
  - *Candida spp*
  - *Corynebacterium minutissimum*
  - Pan gram-negative bacteria
  - *Staphylococcus aureus*\*
- \*If positive, reflex to *mecA* (methicillin resistance)

## Comparison of Tests

	Culture	Histopathology	KOH (fungal)	Web Space DNA Test
Turnaround Time	2-28 days	2-3 days	Same day	1-2 days
Sensitivity	50-75%	85-90% <sup>1</sup>	73-91% <sup>2</sup>	92-100% <sup>3</sup>
Specificity	100%	72% <sup>1</sup>	42-91% <sup>2</sup>	97-100% <sup>3</sup>

**Ask Us How to Get Started**  
**Visit: [bakodx.com/webpace](https://bakodx.com/webpace)**

Bako Diagnostics | 855-422-5628 | [BakoDx.com](https://BakoDx.com)

<sup>1</sup> J Am Acad Dermatol. 2003 Aug;49(2):193-7.

<sup>2</sup> Jacob Oren Levitt, Barrie H. Levitt, Arash Akhavan, and Howard Yanofsky, "The Sensitivity and Specificity of Potassium Hydroxide Smear and Fungal Culture Relative to Clinical Assessment in the Evaluation of Tinea Pedis: A Pooled Analysis," *Dermatology Research and Practice*, vol. 2010, Article ID 764843, 8 pages, 2010; *Journal of Basic & Clinical Medicine* 2016; 5(2):4-6

<sup>3</sup> Internal validation study compared to NYS Dermatophyte, NYS Candida, and Sanger DNA sequencing.



# EXPLORE NEW FRONTIERS AT THE NATIONAL

**SAVE  
THE  
DATE**



**THE  
NATIONAL**

APMA ANNUAL SCIENTIFIC MEETING  
DENVER, CO • JULY 29–AUGUST 1, 2021

Gaylord Rockies Resort & Convention Center

[WWW.APMA.ORG/THE NATIONAL](http://WWW.APMA.ORG/THE NATIONAL)